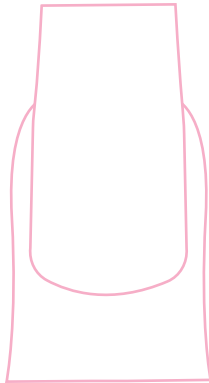



Size Guide




18mm




15mm




12mm



17mm




14mm




11mm



9mm



16mm



13mm



10mm

1. Apply clear tape to your nails, pressing firmly on both sides to create a crease.

2. Mark the widest points of your nail on both sides using a pen.

3. Remove the tape and align it with a ruler to measure in millimeters.

Check the size chart to determine the nail size that fits you best.